

710 Flanged Cage Level Control

Application

The Model 710 Series are float-operated units designed for external mounting to the process vessel and provide high pressure capabilities with low specific gravity ratings within the petroleum, power and natural gas industries. These models provide reliable magnetic switching for level alarm or control function applications.

Features

- **Construction Versatility:** Standard Level Control includes a Carbon Steel float cage with a choice of threaded, socket-weld or flanged tank connection. Consult factory for other materials.
- **Explosion Proof: CSA APPROVED**
 Class I, Division I, Groups C & D
 Class II, Groups E, F & G
 Class III, Enclosure Type 4
- **Various Models:** A wide selection of cage & trim materials and switch mechanisms are available.
- **100% Hydrostatic Test @ 1 1/2 Times Related Pressure.**

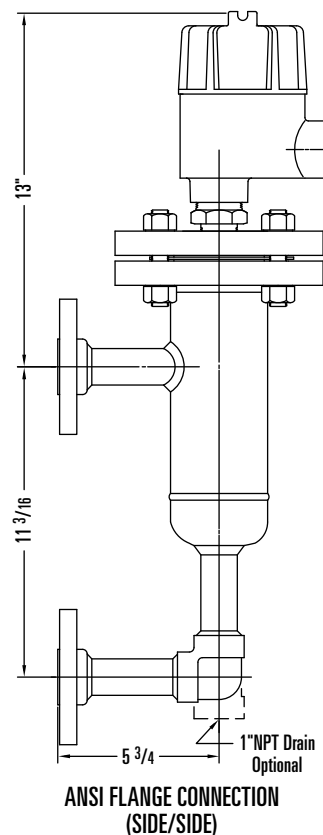
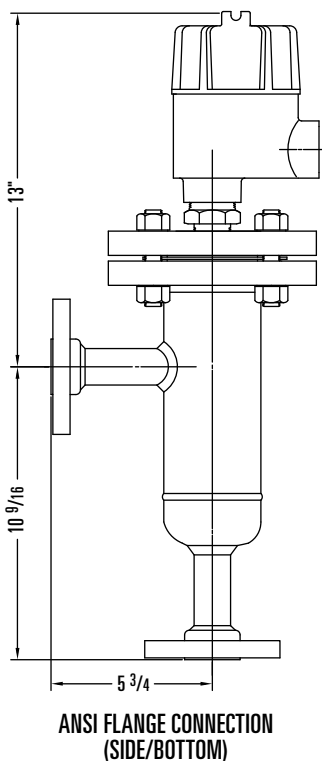
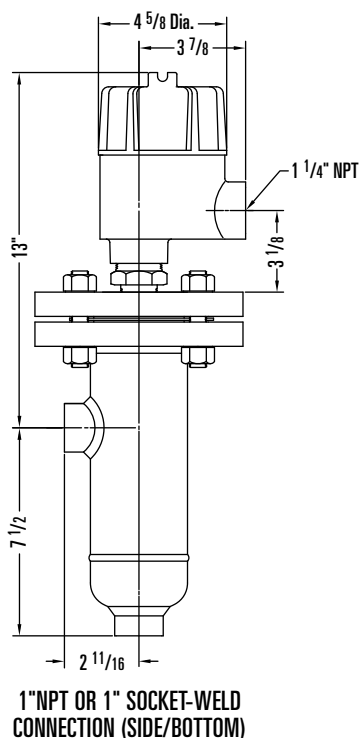
Operation

As the liquid rises, the float moves the attached magnetic attraction sleeve into the field of the magnet located in the switch housing. As this magnet swings toward the enclosing tube, it causes the microswitch to actuate. As the liquid level falls, the magnetic attraction sleeve moves out of the magnetic field and the bias spring pulls the magnet away from the enclosing tube, which deactuates the micro switch.

Specifications

Switch Housing	Explosion Proof Cast Aluminum	
Operating Pressure	350 psi Max.	
Operating Temperature	450°F Max.	
Minimum Specific Gravity	0.69	
Electrical Connections	1 1/4" Female Pipe Thread	
Electrical Contacts	SPDT Micro Switch standard	
FUNCTION	AMBIENT TEMP	SWITCH RATING
Standard	-40 to 160°F	5A @ 250 VAC
High Temp	-40 to 450°F	5A @ 250 VAC

Dimensional Data

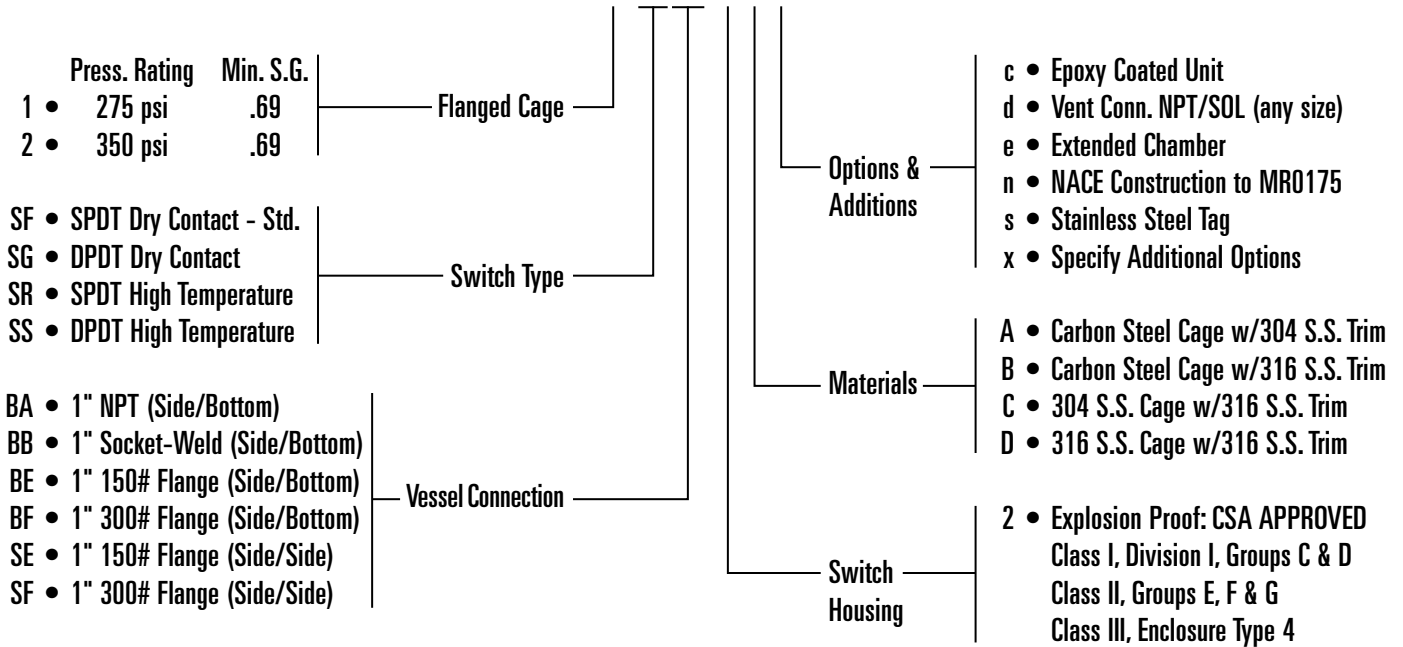


710 Flanged Cage Level Control

Determining the Model Number

Example given: Sample Model 710 1-SFBA-2A Flanged Cage External Mount Float Control with, SPDT Micro Switch, 1" NPT side and bottom Process Connections, Carbon Steel Cage with 304 S.S. Trim, Pressure rated to 275 psi and with Explosion Proof Switch Housing.

MODEL 710 1-SFBA-2 A,X



Parts List

Item	Description	Qty.	Part No.
1	HOUSING, ALUMINUM	1	007201-M
2	COVER, ALUMINUM	1	00203-M
3	ADAPTER W/ENCLOSING TUBE, 316 S.S.	1	007524-A
4	SWITCH KIT ASSEMBLY, SPDT	1	009341-A
	SWITCH KIT ASSEMBLY, DTD	1	009342-A
5	ATTRACTION SLEEVE, 17-4PH	1	009532-M
6	LOCK NUT, STAINLESS STEEL	5	05000-2252
7	STOP TUBE, STAINLESS STEEL	1	007119-M
8	GUIDE PLUG, STAINLESS STEEL	1	002304-M
9	FLOAT ARM, STAINLESS STEEL	1	009413-M
10	FLOAT, 304 S.S.	1	007410-P
11	FLANGE, STEEL OR STAINLESS STEEL	1	C/F
12	O-RING, BUNA-N	1	05000-5446
13	CAGE, STEEL OR STAINLESS STEEL	1	C/F
14*	SCREW, STAINLESS STEEL	2	001501-P
15*	GROUND SCREW	1	001504-G
16*	GROUND CUP, BRASS	1	001800-P
17	GASKET, COMPOSITION	1	009442-P
18	STUD, B7	4	009443-P
19	HEX NUT, 2H	8	009444-P

*Not Shown
C/F: Call factory for Part No.

